



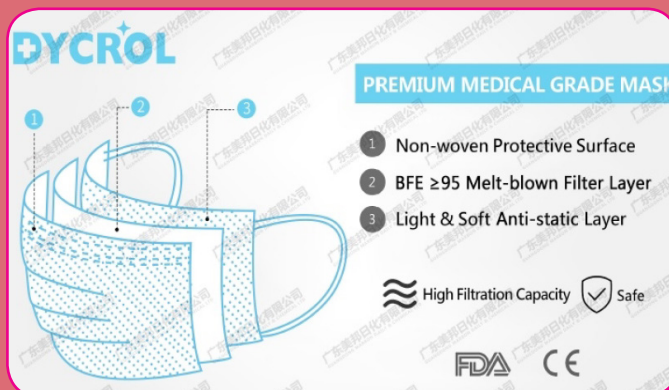
Mascherina protettiva CE FFP1 FFP2



Caratteristiche prodotto:


Mascherina protettiva costruita da tre strati differenti di tessuto filtrante antibatterico e antivirale rispondente alle normative mondiali sulla protezione individuale con una capacità filtrante che la incasella come grado di protezione nella normativa Europea a marchio CE con siglatura FFP2 ma che, proveniente da paesi extra Europa la declassa a FFP1.

Specifiche tecniche:



FRONTE

RETRO



MASCHERA PROTETTIVA CE FFP1-2



PPE TEST REPORT

For

Guangzhou Smosnow Health Technology Co., LTD

Product Name: Disposable Protective Face Mask

Model: 17.5cmX9.5cm, 3-Ply

Prepared For: Guangzhou Smosnow Health Technology Co., LTD
1 Meiyuan Avenue Yingchun Road Jinghu Industrial Park
Xinhua Huadu Guangzhou

Prepared By : Ningbo HTK Testing Technology Co., Ltd.
37#,No 658,Renming Road, Jiangbei District, Ningbo City,
Zhejiang Province, China

Report Number : TPPEMJ2003103546-4
Date of Test : March 10, 2020
Date of Report : March 31, 2020

Ningbo HTK Testing Technology Co., Ltd.
37#,No 658,Renming Road, Jiangbei District, Ningbo City, Zhejiang Province, China
Tel:0574-87566068 Fax:0574-87566167
Email: htk_service@163.com

MASCHERA PROTETTIVA CE FFP1-2

TEST REPORT DECLARATION

Applicant : Guangzhou Smosnow Health Technology Co., LTD

Address : 1 Meiyuan Avenue Yingchun Road Jinghu Industrial Park Xinhua
Huadu Guangzhou

Manufacturer : Guangzhou Smosnow Health Technology Co., LTD

Address : 1 Meiyuan Avenue Yingchun Road Jinghu Industrial Park Xinhua
Huadu Guangzhou

EUT Description..... : Disposable Protective Face Mask

Model No. : 17.5cmX9.5cm, 3-Ply

Technical Data : --


Remark : N.A

Test Procedure Used : EN 149:2001+A1:2009


The results of this test report are only valid for the mentioned equipment under test. The test report with all its sub-reports, e.g. tables, photographs and drawings, is copyrighted. Unauthorized utilization, especially without permission of the test laboratory, is not allowed and punishable. For copying parts of the test report, a written permission by the test laboratory is needed.

The test results of this report relate only to the tested sample identified in this report.

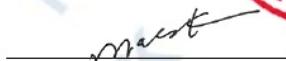
Prepared by :


(Jane)

Checked by :


(Tina)

Approved by :


(Mark)



MASCHERA PROTETTIVA CE FFP1-2

Property	Method	Principle / Requirements	Result
Classification	EN 149:2001+ A1:2009 Clause 5	Particle filtering half masks are classified according to their filtering efficiency and their maximum total inward leakage. There are three classes of devices:FFP1, FFP2 and FFP3.	Pass. (FFP1)
Designation	EN 149:2001+ A1:2009 Clause 6	Particle filtering half masks meeting the requirements of this European Standard shall be designated in the following manner: Particle filtering half mask EN 149, year of publication, classification, option (where "D" is an option for a non re-useable particle filtering half mask and mandatory for re-useable particle filtering half mask).	Pass.
Nominal values and tolerances	EN 149:2001+ A1:2009 Clause 7.2	Unless otherwise specified, the values stated in this European Standard are expressed as nominal values. Except for temperature limits, values which are not stated as maxima or minima shall be subject to a tolerance of $\pm 5\%$. Unless otherwise specified, the ambient temperature for testing shall be $(16 - 32)^\circ\text{C}$, and the temperature limits shall be subject to an accuracy of $\pm 1^\circ\text{C}$.	Pass.
Visual inspection	EN 149:2001+ A1:2009 Clause 7.3	The visual inspection shall also include the marking and the information supplied by the manufacturer.	Pass
Packaging	EN 149:2001+ A1:2009 Clause 7.4& Clause 8.2	Particle filtering half masks shall be offered for sale packaged in such a way that they are protected against mechanical damage and contamination before use. Testing shall be done in accordance with 8.2.	Pass
Material	EN 149:2001+ A1:2009 Clause 7.5& Clause 8.3	Materials used shall be suitable to withstand handling and wear over the period for which the particle filtering half mask is designed to be used. After undergoing the conditioning described in 8.3.1 none of the particle filtering half masks shall have suffered mechanical failure of the facepiece or straps. Three particle filtering half masks shall be tested. When conditioned in accordance with 8.3.1 and 8.3.2 the particle filtering half mask shall not collapse. Any material from the filter media released by the air flow through the filter shall not constitute a hazard or nuisance for the wearer. Testing shall be done in accordance with 8.2	Pass.

MASCHERA PROTETTIVA CE FFP1-2

Cleaning and disinfecting	EN 149:2001+ A1:2009 Clause 7.6& Clause 8.4& Clause 8.5	If the particle filtering half mask is designed to be re-usable, the materials used shall withstand the cleaning and disinfecting agents and procedures to be specified by the manufacturer. Testing shall be done in accordance with 8.4 and 8.5. With reference to 7.9.2, after cleaning and disinfecting the re-usable particle filtering half mask shall satisfy the penetration requirement of the relevant class. Testing shall be done in accordance with 8.11.	Pass
Practical performance	EN 149:2001+ A1:2009 Clause 7.7& Clause 8.4	Walking test The subjects wearing normal working clothes and wearing the particle filtering half mask shall walk at a regular rate of 6 km/h on a level course. The test shall be continuous, without removal of the particle filtering half mask, for a period of 10 min. Work simulation test The individual activities shall be arranged so that sufficient time is left for the comments prescribed. a) walking on the level with headroom of $(1,3 \pm 0,2)$ m for 5 min; b) crawling on the level with headroom of $(0,70 \pm 0,05)$ m for 5 min; c) filling a small basket (see Figure 1, approximate volume = 8 l) with chippings or other suitable material from a hopper which stands 1,5 m high and has an opening at the bottom to allow the contents to be shovelled out and a further opening at the top where the basket full of chippings is returned. The subject shall stoop or kneel as he wishes and fill the basket with chippings. He shall then lift the basket and empty the contents back into the hopper. This shall be done 20 times in 10 min.	Pass. The particle filtering half mask can undergo practical performance tests under realistic conditions.

MASCHERA PROTETTIVA CE FFP1-2

Property	Method	Principle / Requirements	Result																	
Finish of parts	EN 149:2001+A1:2009 Clause 7.8& Clause 8.2	Parts of the device likely to come into contact with the wearer shall have no sharp edges or burrs. Testing shall be done in accordance with 8.2.	Pass. No sharp edges and burrs.																	
Total inward leakage	EN 149:2001+A1:2009 Clause 7.9.1& Clause 8.5	1)walking for 2 min without head movement or talking; 2) turning head from side to side (approx. 15 times), as if inspecting the walls of a tunnel for 2 min; 3) moving the head up and down (approx. 15 times), as if inspecting the roof and floor for 2 min; 4) reciting the alphabet or an agreed text out loud as if communicating with a colleague for 2 min; 5)walking for 2 min without head movement or talking. The leakage P shall be calculated from measurements made over the last 100s of each of the exercise periods to avoid carry over of results from one exercise to the other. $P(\%) = \frac{C_2}{C_1} \times \left(\frac{t_{IN} + t_{EX}}{t_{IN}} \right) \times 100$ where C ₁ is the challenge concentration C ₂ is the measured mean concentration in the breathing zone of the test subject t _{IN} is the total duration of inhalation t _{EX} is the total duration of exhalation	Pass. Total inward leakage=18.3%																	
Penetration of filter material	EN 149:2001+A1:2009 Clause 7.9.2	The device shall be mounted in a leaktight manner on a suitable adaptor and subjected to the test(s), ensuring that components of the device that could affect filter penetration values such as valves and harness attachment points are exposed to the challenge aerosol. Testing of penetration, exposure and storage shall be done in accordance with EN13274-7. The penetration of the filter of the particle filtering half mask shall meet the requirements of Table 1. <table><caption>Table 1 — Penetration of filter material</caption><tr><th rowspan="2">Classification</th><th colspan="2">Maximum penetration of test aerosol (%)</th></tr><tr><th>Sodium chloride test 95 l/min %</th><th>Paraffin oil test 95 l/min %</th></tr><tr><td></td><td>max.</td><td>max.</td></tr><tr><td>FFP1</td><td>20</td><td>20</td></tr><tr><td>FFP2</td><td>6</td><td>6</td></tr><tr><td>FFP3</td><td>1</td><td>1</td></tr></table>	Classification	Maximum penetration of test aerosol (%)		Sodium chloride test 95 l/min %	Paraffin oil test 95 l/min %		max.	max.	FFP1	20	20	FFP2	6	6	FFP3	1	1	Pass. Sodium chloride test 95 l/min=18.8% Paraffin oil test 95 l/min= 19.3%
Classification	Maximum penetration of test aerosol (%)																			
	Sodium chloride test 95 l/min %	Paraffin oil test 95 l/min %																		
	max.	max.																		
FFP1	20	20																		
FFP2	6	6																		
FFP3	1	1																		
Compatibility with skin	EN 149:2001+A1:2009 Clause 7.10r	Materials that may come into contact with the wearer's skin shall not be known to be likely to cause irritation or any other adverse effect to health.	Pass. No adverse effect.																	

MASCHERA PROTETTIVA CE FFP1-2

Property	Method	Principle / Requirements	Result
Flammability	EN 149:2001+ A1:2009 Clause 7.11& Clause 8.6	The material used shall not present a danger for the wearer and shall not be of highly flammable nature. When tested, the particle filtering half mask shall not burn or not to continue to burn for more than 5 s after removal from the flame. The particle filtering half mask does not have to be usable after the test. Testing shall be done in accordance with 8.6.	Pass. The particle filtering half mask does not burn for more than 5 s after removal from the flame.
Carbon dioxide content of the inhalation air	EN 149:2001+ A1:2009 Clause 7.12& Clause 8.7	The carbon dioxide content of the inhalation air (dead space) shall not exceed an average of 1.0 % (by volume). Testing shall be done in accordance with 8.7.	Pass. Carbon dioxide content of the inhalation air= 0.73%
Head harness	EN 149:2001+ A1:2009 Clause 7.13	The head harness shall be designed so that the particle filtering half mask can be donned and removed easily. The head harness shall be adjustable or self-adjusting and shall be sufficiently robust to hold the particle filtering half mask firmly in position and be capable of maintaining total inward leakage requirements for the device.	Pass
Field of vision	EN 149:2001+ A1:2009 Clause 7.14	The field of vision is acceptable if determined so in practical performance tests.	Pass.
Exhalation valve(s)	EN 149:2001+ A1:2009 Clause 7.15	A particle filtering half mask may have one or more exhalation valve(s), which shall function correctly in all orientations. Exhalation valve(s), if fitted, shall continue to operate correctly after a continuous exhalation flow of 300 l/min over a period of 30 s. When the exhalation valve housing is attached to the faceblank, it shall withstand axially a tensile force of 10 N applied for 10 s.	N.A.
Breathing resistance	EN 149:2001+ A1:2009 Clause 7.16& Clause 8.9	Seal the particle filtering half mask on the Sheffield dummy head. Measure the exhalation resistance at the opening for mouth of the dummy head using the adapter shown in Figure 6 and a breathing machine adjusted to 25 cycles/min and 2.0 l/stroke or a continuous flow 160 l/min. Use a suitable pressure transducer. Measure the exhalation resistance with the dummy head successively placed in 5 defined positions:	Pass. (Inhalation 30 l/min < 0.53 Inhalation 95 l/min < 1.61 Exhalation < 2.74)

MASCHERA PROTETTIVA CE FFP1-2

Property	Method	Principle / Requirements	Result																						
		<ul style="list-style-type: none"> - facing directly ahead - facing vertically upwards - facing vertically downwards - lying on the left side - lying on the right side <p>Test the inhalation resistance at 30 l/min and 95 l/min continuous flow.</p> <p>The breathing resistances apply to valved and valveless particle filtering half masks and shall meet the requirements of Table 2.</p>																							
		<p>Table 2 — Breathing resistance</p> <table> <tr> <th rowspan="3">Classification</th><th colspan="3">Maximum permitted resistance (mbar)</th></tr> <tr> <th colspan="2">inhalation</th><th>exhalation</th></tr> <tr> <th>30 l/min</th><th>95 l/min</th><th>160 l/min</th></tr> <tr> <td>FFP1</td><td>0,6</td><td>2,1</td><td>3,0</td></tr> <tr> <td>FFP2</td><td>0,7</td><td>2,4</td><td>3,0</td></tr> <tr> <td>FFP3</td><td>1,0</td><td>3,0</td><td>3,0</td></tr> </table>	Classification	Maximum permitted resistance (mbar)			inhalation		exhalation	30 l/min	95 l/min	160 l/min	FFP1	0,6	2,1	3,0	FFP2	0,7	2,4	3,0	FFP3	1,0	3,0	3,0	
Classification	Maximum permitted resistance (mbar)																								
	inhalation			exhalation																					
	30 l/min	95 l/min	160 l/min																						
FFP1	0,6	2,1	3,0																						
FFP2	0,7	2,4	3,0																						
FFP3	1,0	3,0	3,0																						
Clogging	EN 149:2001+A1:2009 Clause 7.17& Clause 8.10	<p>Convey dust from the distributor to the dust chamber where it is dispersed into the air stream of 60 m /h.</p> <p>Fit the sample particle filtering half mask in a leaktight manner to a dummy head or a suitable filter holder located in the dust chamber. Connect the breathing machine and humidifier to the sample and operate for the specified testing time.</p> <p>The concentration of dust in the test chamber may be measured by drawing air at 2 l/min through a sampling probe equipped with a pre-weighed, high efficiency filter (open face, diameter 37 mm) located near the test sample, as shown in Figure 10.</p> <p>Calculate the dust concentration from the weight of dust collected, the flow rate through the filter and the time of collection.</p>	N.A.																						
Demountable parts	EN 149:2001+A1:2009 Clause 7.18	All demountable parts (if fitted) shall be readily connected and secured, where possible by hand.	N.A.																						



FRONTE

RETRO

